


**DLRL: 2-relay output DALI-2 module**

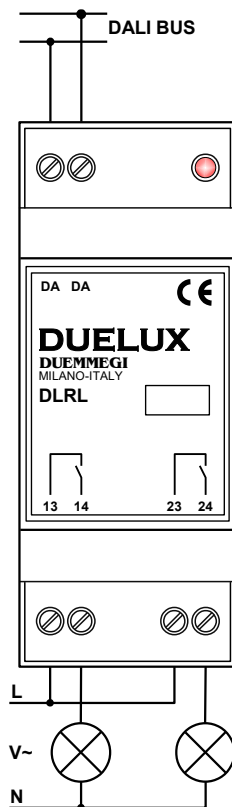
The 2-relay output module DLRL allows the control, via the DALI bus, of 2 loads (typically lamps).

Features:


- 2 floating output contacts
- 2-DIN modular housing,
- available in 2-unit modular housing for DIN rail, both in standard version (DLRL) and in reduced height version (DLRLR)
- dual coil latching relays for low current consumption
- choice of the status of each contact at power up (ON, OFF or No-Change)
- choice of the status of each contact at power down (ON, OFF or No-Change)
- current consumption < 2mA (1 DALI device)
- automatic polarity on the connection to the DALI bus
- 2 DALI address
- red LED for device identification



**Connection diagram**

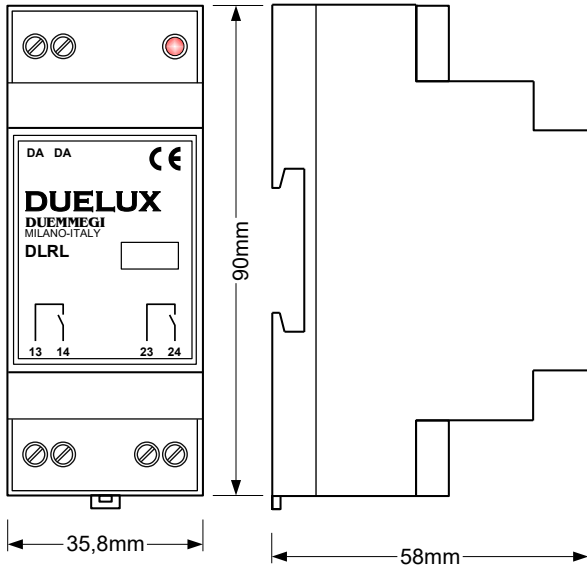


**Technical characteristics**

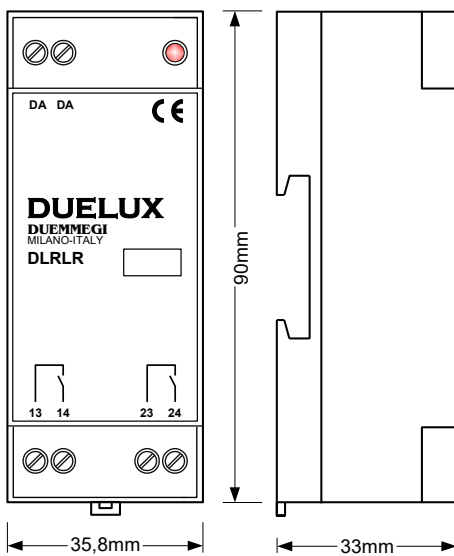
Power supply	By DALI bus, 12 ÷ 22.5V 
Current consumption	< 2mA (1 device)
Number of outputs	2, dual coil latching relays
MAX contact rating (each output)	<ul style="list-style-type: none"> <li>• Resistive load (cosφ = 1): 12A at 250V~ (3000VA)</li> <li>• Inductive load (cosφ = 0.5): 3.6A at 250V~ (900VA)</li> <li>• Incandescent lamps: 8A at 250V~ (2000VA)</li> <li>• Fluorescent lamps: 350W with 42uF MAX power factor correction capacitor</li> </ul>
Rating for single phase motor	550VA (0.75HP)
MAX switching voltage	250V~
Number of DALI addresses	2
Housing:	
DLRL	DIN standard 2-unit
DLRLR	DIN standard 2-unit, reduced height
Operating temperature	-5 ÷ +50 °C
Storage temperature	-20 ÷ +70 °C
IP rating	IP20

**DLRL - DLRLR**

**Dimensions DLRL**



**Dimensions DLRLR**



**Correct disposal of this product**



(Waste Electrical & Electronic Equipment) (Applicable in the European Union and other European countries with separate collection systems). This marking on the product, accessories or literature indicates that the product should not be disposed of with other household waste at the end of their working life. To prevent possible harm to the environment or human health from uncontrolled waste disposal, please separate these items from other types of waste and recycle them responsibly to promote the sustainable re-use of material resources. Household users should contact either the retailer where they purchased this product, or their local government office, for details of where and how they can take these items for environmentally safe recycling. This product and its electronic accessories should not be mixed with other commercial wastes for disposal.

**Installation and use restrictions**

**Standards and regulations**

The design and the setting up of electrical systems must be performed according to the relevant standards, guidelines, specifications and regulations of the relevant country. The installation, configuration and programming of the devices must be carried out by trained personnel.

The installation and the wiring of the bus line and the related devices must be performed according to the recommendations of the manufacturers (reported on the specific data sheet of the product) and according to the applicable standards.

All the relevant safety regulations, e.g. accident prevention regulations, law on technical work equipment, must also be observed.

**Safety instructions**

Protect the unit against moisture, dirt and any kind of damage during transport, storage and operation. Do not operate the unit outside the specified technical data.

Never open the housing. If not otherwise specified, install in closed housing (e.g. distribution cabinet). Earth the unit at the terminals provided, if existing, for this purpose. Do not obstruct cooling of the units. Keep out of the reach of children.

**Setting up**

The physical address assignment and the setting of parameters (if any) must be performed by the specific softwares provided together the device or by the specific programmer. For the first installation of the device proceed according to the following guidelines:

- Check that any voltage supplying the plant has been removed
- Assign the address to module (if any)
- Install and wire the device according to the schematic diagrams on the specific data sheet of the product
- Only then switch on the 230Vac supplying the bus power supply and the other related circuits

**Applied standards**

This device complies with the essential requirements of the following directives:

- 2014/30/UE (EMC)
- 2014/35/UE (Low Voltage)
- 2011/65/UE (RoHS)

**Note**

Technical characteristics and this data sheet are subject to change without notice.